

# Výukový materiál vytvořen v rámci projektu EU peníze školám

REGISTRAČNÍ ČÍSLO PROJEKTU  
CZ.1.07/1.4.00/21.3654

Základní škola Liberec,  
Dobiášova 851/5, příspěvková organizace



evropský  
sociální  
fond v ČR



EVROPSKÁ UNIE



MINISTERSTVO ŠKOLSTVÍ,  
MLÁDEŽE A TĚLOVÝCHOVY



OP Vzdělávání  
pro konkurenceschopnost

INVESTICE DO ROZVOJE VZDĚLÁVÁNÍ


Tento výukový materiál vznikl v rámci Operačního programu Vzdělávání pro konkurenceschopnost.

<b>Téma:</b>	<b>Prepositions</b>
<b>Autor:</b>	<b>Mgr. Zdenka Palubová</b>
<b>Číslo materiálu:</b>	<b>VY_32_INOVACE_Aj3_58_17</b>
<b>Sada č.</b>	<b>58</b>


**Předmět:** Anglický jazyk  
**Tematický okruh :** Předložky  
**Datum vytvoření:** 13. 2. 2014  
**Cílová skupina:** žák 1. stupně ZŠ - základní vzdělávání  
**Doporučeno pro:** 3. ročník  
**Anotace:**

- výuka a procvičování předložek pomocí umístování předmětů na obrázku
- posílení mezipředmětových vztahů, využití multimediální technik

WHAT IS IT?




WHAT IS IT?




Where is the pencil case?

It's ...




Where is the teddy bear?

It's...



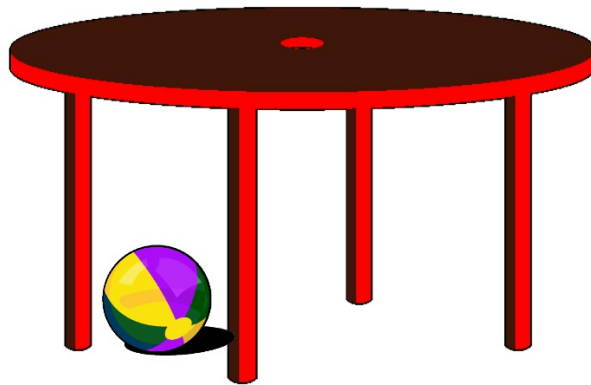
Where is the car?

It's...



Where is the ball?


It's...





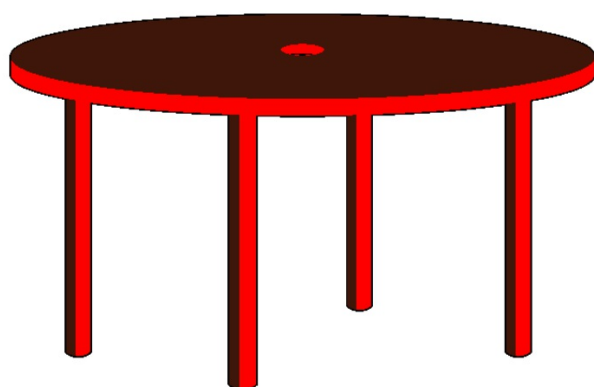
Where is the train?

It's ...



Where is the school bag?

It's ...



Where is the doll?

It's ...



Where is the teddy?  
It's the table.

Where is the bag?  
It's the table.


ON IN UNDER



Where is the **ball**?  
It's **under** the bed.

Where is the **doll**?  
It's **on** the bed.


**UNDER**      **IN**      **ON**



Where is the **car**?  
It's the chair.

Where is the **brick**?  
It's the chair.

IN UNDER ON




Where is the **doll**?  
It's **on** the box.

Where is the **train**?  
It's **under** the box.

Where is the **alarm clock**?  
It's **in** the box.

**ON IN UNDER**



Where is the teddy ?


Where is the bag ?






Where is the ball?

Where is the doll?



Where is the car?


Where is the brick?



Where is the doll?

Where is the train?

Where is the alarm clock?



WHERE IS IT?



## **Zdroje:**

- Všechny objekty použité k vytvoření materiálu jsou součástí SW ActivStudio, SW ActivInspire, Resource packs nebo jsou vlastní originální tvorbou autora.
- Jakékoliv další využití podléhá autorskému zákonu. Dílo smí být dále šířeno pod licencí CC BY-SA ([www.creativecommons.cz](http://www.creativecommons.cz)).
- Autorem materiálu a všech jeho částí, není-li uvedeno jinak, je autor.
- Materiál je určen pro bezplatné používání pro potřeby výuky a vzdělávání na všech typech škol a školských zařízení.



INVESTICE DO ROZVOJE VZDĚLÁVÁNÍ

verze programu: ActivInspire 1.6

Vzdělávací oblast:

Jazyk a jazyková komunikace

klíčová slova:

school stuff, toys, furnishings, what, where, on, in, under

Name each thing in the picture. Then check the word by listening to the sound.

Listen to the sound and match it with the picture.

Ask the question and reveal the answer by clicking on the question.

Remember the preposition.

After you go through all the pictures, go back and and try to answer by heart.

Ask the question and reveal the answer by clicking on the question.

Remember the preposition.

After you go through all the pictures, go back and and try to answer by heart.



Ask the question and reveal the answer by clicking on the question.

Remember the preposition.

After you go through all the pictures, go back and and try to answer by heart.

Ask the question and reveal the answer by clicking on the question.

Remember the preposition.

After you go through all the pictures, go back and and try to answer by heart.

Ask the question and reveal the answer by clicking on the question.

Remember the preposition.

After you go through all the pictures, go back and and try to answer by heart.

Ask the question and reveal the answer by clicking on the question.

Remember the preposition.

After you go through all the pictures, go back and and try to answer by heart.

Ask the question and reveal the answer by clicking on the question.

Remember the preposition.

After you go through all the pictures, go back and try to answer by heart.

Fill in the right prep.

Solution:  
teddy-on  
bag-under

Fill in the right prep.

Solution:  
ball-under  
doll-on

Fill in the right prep.

Solution:  
car-under  
brick-on

Fill in the right prep.

Solution:  
doll-on, train-under, alarm clock-in



Answer the question.  
Write the answer.

Check it by clicking on the question.

Answer the question.  
Write the answer.

Check it by clicking on the question.

Answer the question.  
Write the answer.

Check it by clicking on the question.

Answer the question.  
Write the answer.

Check it by clicking on the question.

Choose a small thing and put it somewhere. Then ask where it is.

Use the right preposition in the answer.